


# Download Gutenberg eBooks - iPad

1. On your iPad. Install iBooks.

*If iBooks is already installed on your iPad please skip to step 2.*

- A. Tap the "App Store". 

- B. Search for iBooks. 

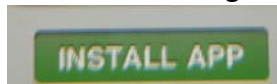
- C. Tap on the iBooks app.



- D. Under the iBooks picture tap the button that says "Free".




- E. The button will change to a green button that says "Install App" Tap it.



- F. A window will pop up asking for your Apple ID password (you set this up when you registered your iPad with iTunes). At this time if you did not set up a credit card it will ask you to do this as well. It will not charge your card.




- G. The app will download.



2. From the browser on your iPad.  
Find the book at your library. The link from your library will take you to the download page of your chosen book.
3. Tap the ePub version of the book (with or without images).



4. A window will pop up. Tap "Open in "iBooks"".



5. The book will open and you may begin reading!